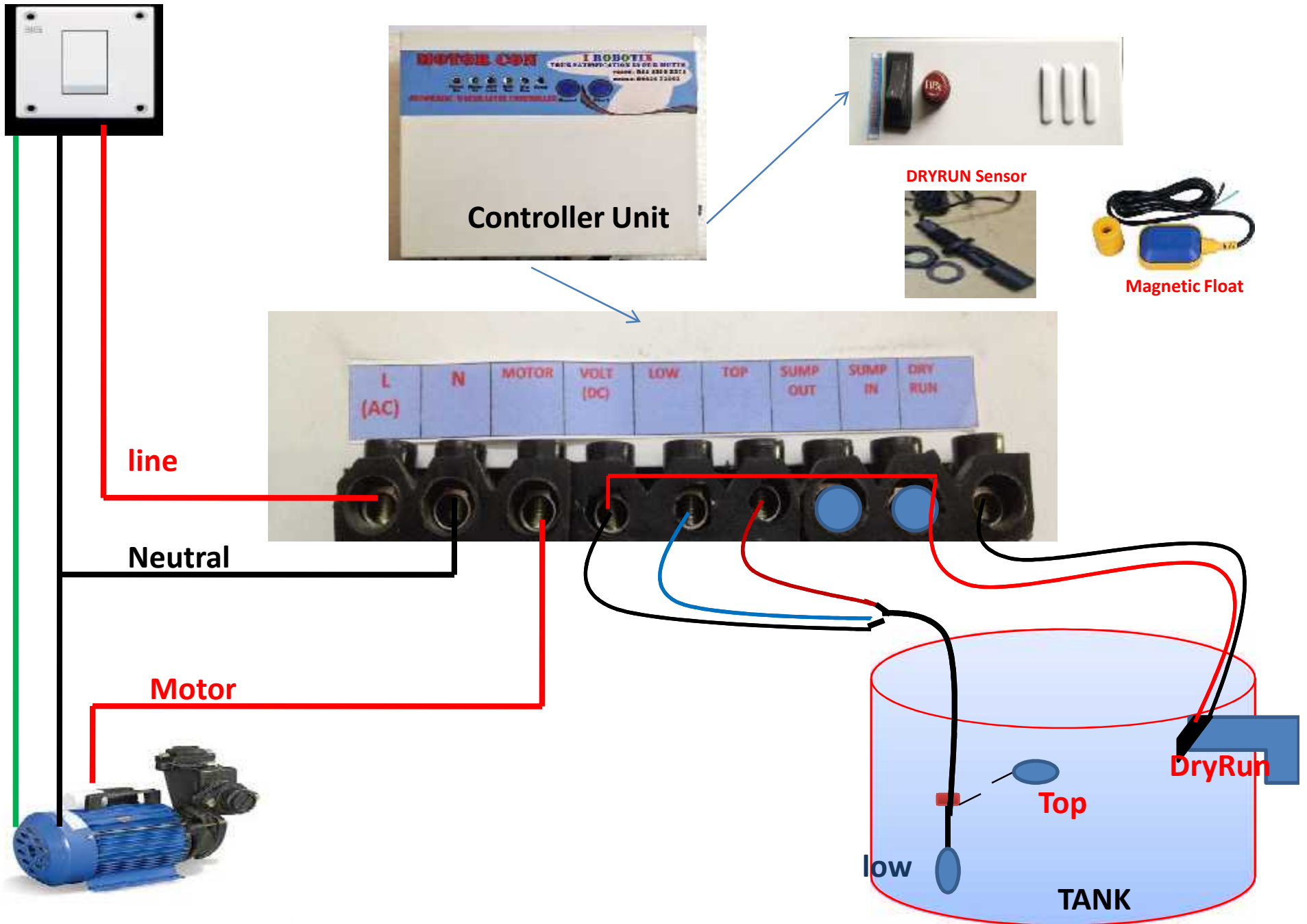


1 Phase Bore To OHT With DRYRUN



INTRODUCTION:

The water level indicator employs a simple mechanism to detect and indicate the water level in the overhead tank or any other water container

The sensing is done by the magnetic sensor placed in the overhead tank

Once if the water level reached the minimum the motor get started this is done by the sensor .This indicates the device get started functioning.

Once if water reaches the top level the motors returns to off state.

STATUS: when the water reaches below the bottom level, the motor gets started.

The Low and led **OFF**motor will start glowing

OHT TOP: yellow

OHT LOW: red led **ON**

MOTOR: starts **ON**

STATUS: when the water in the tank once reaches the top level, the motor will stop.

The bottom level will start glowing

OHT TOP: yellow led **GLOW**

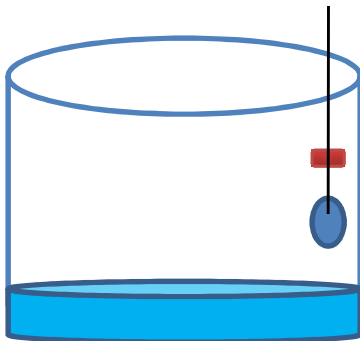
OHT LOW: red led **OFF**

MOTOR: returns **OFF** state

STATUS: Auto cut off if motor Runs dry 120 seconds it shows dry run indication.

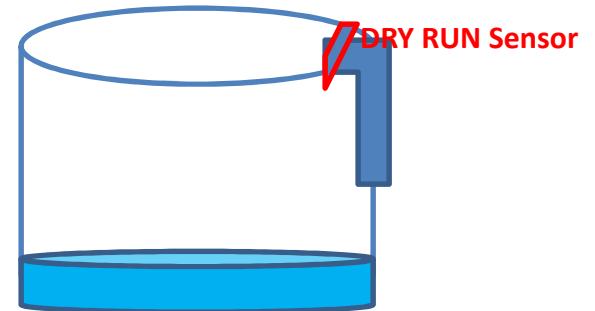
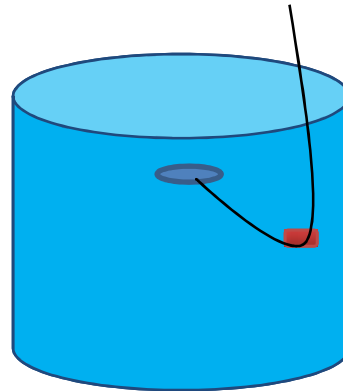
If once it reach the DRY RUN STATE, we have to press the RESET BUTTON or SWITCH OFF the DEVICE, then only it will return back to programming mode.

COLOUR CODE: for connecting wires
BLUE-LOW
BROWN-TOP
BLACK:GROUND(VOLT)



APPLICATION:

Automatic Water level Controller for Hotels, Factories, Home, Apartment, Commercial Complexes, Drainage, etc.,
It can be fixed for single phase motor, Single Phase Submersibles, Three Phase motor (For 3 Phase and Single Phase Submersible Starter is necessary) and open well, Bore well and Sump.



ADVANTAGES:

Easy installation.
Compact and elegant design.
Saves water, power and energy.
Avoids seepage of water from roofs and walls due to overflowing tanks.
Fully automatic.